TL33SR

series

Product Segments

- **Ergo Motion**

TiMOTION's TL33SR series lifting columns are specifically designed for use in ergonomic desks and work tables. Using multiple TL series lifting columns with compatible TC series control boxes and TH/TDH series controls, work surfaces can be controlled quietly and smoothly with synchronous movement. All Ergo Motion TC series control boxes have a less than 0.1W standby power option that reduces power consumption. Our wide range of columns offers customers the solutions they require to satisfy their project requirements. The TL33SR has a three stage telescopic outer tube that is designed for a wide-top, narrow-bottom rectangular appearance.

General Features

Max. load	700N (push)
Max. speed at max. load	32mm/s
Max. speed at no load	47mm/s
Retracted length	590 / 560 (M) / 520 (S)mm
Dimension of outer tube	83*53mm rectangular
Stages	3-stage, upside down
Stroke	650mm / 660mm (M/S)
Output signals	Hall sensor*2
Voltage	24V DC
Color	Black, white, grey, or special grey
With motor house	

Drawing

Standard Dimensions
(mm)

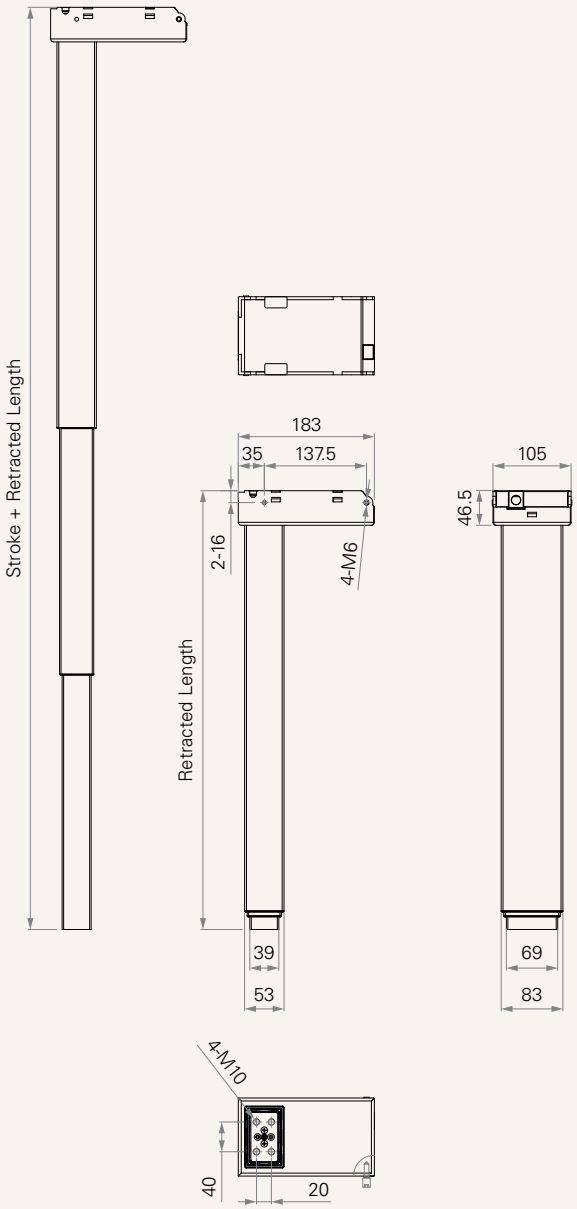

Load and Speed

CODE	Load (N)	Self Locking Force (N)	Typical Current (A)		Typical Speed (mm/s)	
	Push		No Load 29V DC	With Load 29V DC	No Load 29V DC	With Load 29V DC
Motor Speed (5200RPM)						
B	700	700	2.5	5.0	47.0	32.0

Note

1 This self-locking force level is reached only when a short circuit is applied on the terminals of the motor. All the TiMOTION control boxes have this feature built-in.

2 Parameters above are from tested average, please refer to approval drawing for final value.

Performance Data (24V DC Motor)

Motor Speed (5200RPM)

Speed vs. Load

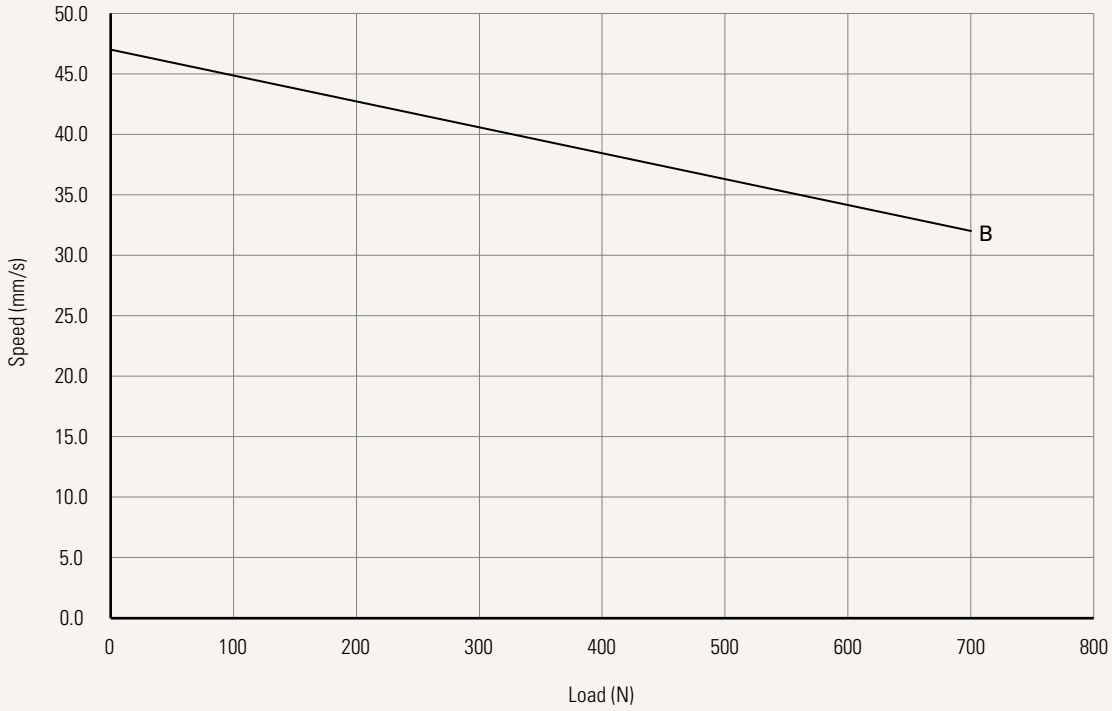

Current vs. Load

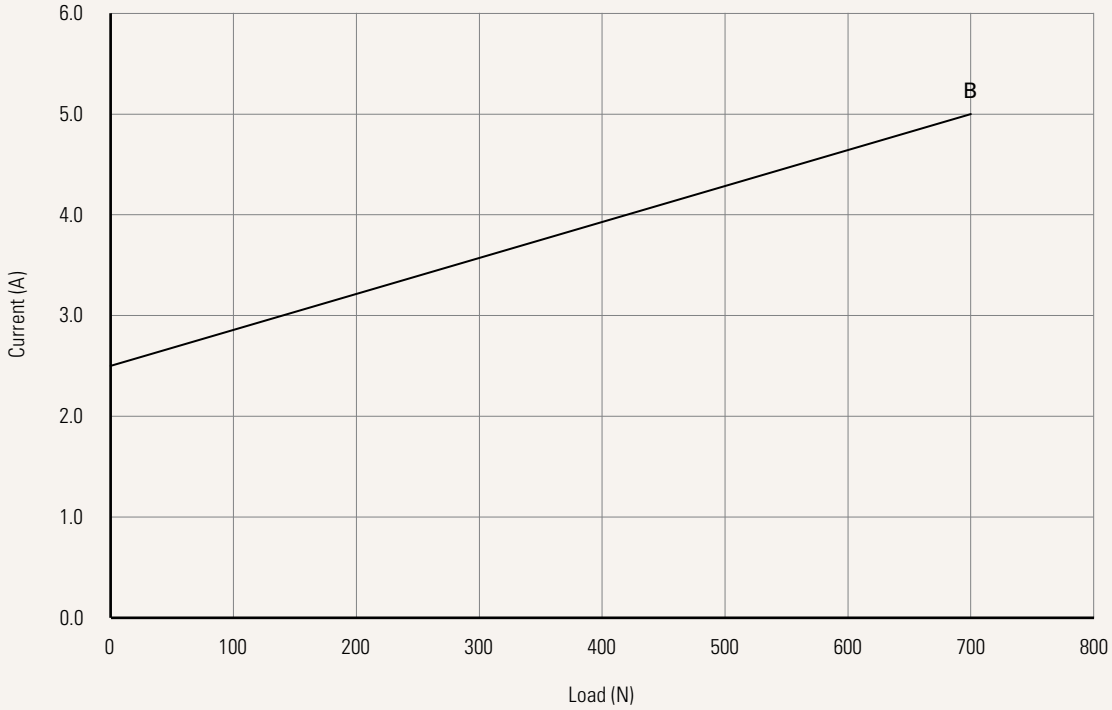

Note

1 The performance data in the curve charts shows theoretical value.

TL33SR Ordering Key

TL33SR

Version: 20260120-D

	Appearance of Motor House	C = TiMOTION standard		
	Voltage	2 = 24V DC		
	Load and Speed	See page 2		
	Stroke & Retracted Length (mm)	See page 5		
	Color	1 = Black, RAL 9005, Black wiper 2 = Grey, RAL 9006, Black wiper 3 = White, RAL 9016, Black wiper 4 = Special grey, RAL 9022, Black wiper 6 = Grey, RAL 9006, Grey wiper		7 = White, RAL 9016, White wiper 8 = Special grey, RAL 9022, Grey wiper B = Matte black, RAL 7021, Black wiper C = Graphite grey, RAL 7024, Black wiper D = Matte black, RAL 7021, Matte Black wiper
	Motor Housing Step	0 = With	1 = Without	
	Output Signals	2 = Hall sensor*2		
	Connector See page 5	1 = DIN 6P, 90° plug E = Molex 8P, 180° plug, standard		F = Molex 8P, 90° plug, without anti-clip, for TC22/TC23
	Cable Length (mm)	1 = Straight, 500	3 = Straight, 1000	4 = Straight, 1500
	Bracket	0 = Without		

Note

1 The TL is designed especially for push applications, not suitable for pull applications.

TL33SR Ordering Key Appendix

Stroke & Retracted Length (mm)

Foot Assembly	Stroke & Retracted Length		
	Standard	M	S
Standard, for Foot (Excluding Foot)	650 / 590	660 / 560	660 / 520

Note

1 Only specific TEK could be with the shoes, please refer to TEK speccode

Connector

1 = DIN 6P, 90° plug

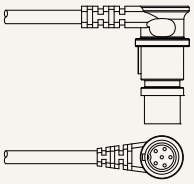

E = Molex 8P, 180° plug, standard

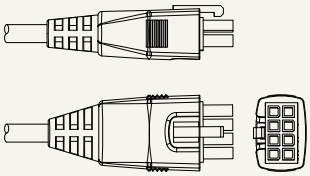

F = Molex 8P, 90° plug, without anti-clip, for TC22 / TC23

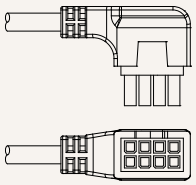

Terms of Use

The user is responsible for determining the suitability of TiMOTION products for a specific application.
TiMOTION products are subject to change without prior notice.