TL38SR

series



Product Segments

- **Ergo Motion**

TL38SR is a two-stage, inverted inline column. Constructed with a square profile, it features a slim appearance, all while maintaining a high degree of stability. Without any protruding motor housing, it is ideally suited for ergonomic monitor stands, side tables, or design-oriented lifting furniture that requires a clean, elegant appearance.

Features

- Load and speed per column[1,2]

Code	Load (N)	Self Locking Force (N)	Current (A) with 24V DC		Speed (mm/s) with 24V DC	
			No Load	With Load	No Load	With Load
C	700	700	≤2.0	≤5.0	42±6	32±5

- Retracted length 645mm
- Stroke 430mm
- Outer profile 63.5*63.5mm square
- Stages 2-stage, upside down
- Output signals Hall sensor * 2
- Voltage 24V DC
- Color[3] RAL9005 RAL9006 RAL9016 RAL9022
- Product Weight 5.5kg /column

Note

1 The self locking force, current, and speed performance are tested with TiMOTION control boxes.

2 The parameters are based on average test values; final specifications are subject to the approval drawings.

3 For more color options, please consult your sales representative.

Performance Data with Control Box

The following is the performance data of one column driven by an Ergo Motion control box TC11P. The load is evenly distributed on the work surface.[4]

- TL38SR, two columns driven by TC11P

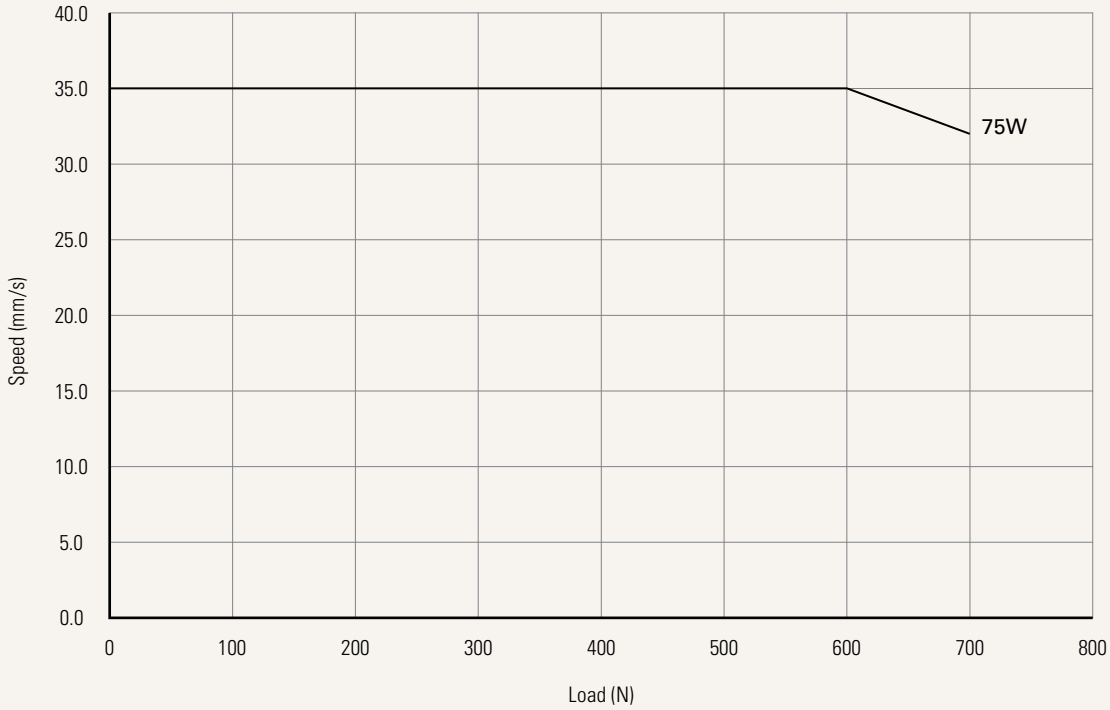

TC11P Spec	Load (N)	Constant Speed (mm/s) with TC11P
75W	700	35

Note

4 The corresponding control box software is required.

Drawing

Standard Dimensions
(mm)

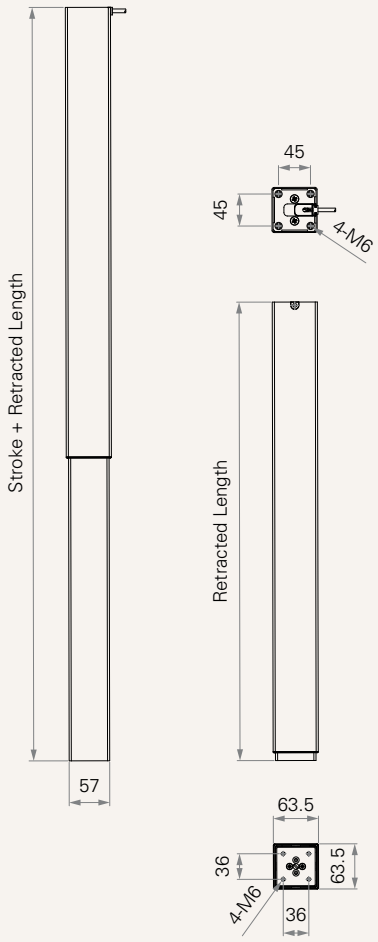

Stroke & Retracted Length		
Options	**Stroke (mm)**	**Retracted Length (mm)**
Standard	430	645

TL38SR Ordering Key

TiMOTION

TL38SR

Version: 20260504-G

Appearance of Tubes	C = Without wiper fixing holes at sides			
Voltage	2 = 24V DC			
Load and Speed	See page 2			
Stroke & Retracted Length (mm) See page 4	430 645 = 430645			
Color	1 = Black, RAL 9005	2 = White, RAL 9016	3 = Grey, RAL 9006	4 = Special grey, RAL 9022
Wiper Color	1 = Black	2 = White	3 = Grey	4 = Matte black
Bracket	0 = Without			
Bottom Plate Type (mm) See page 6	1 = M6, 36*36, TiMOTION standard			
Top Plate Type (mm) See page 6	2 = M6, 45*45, TiMOTION standard			
Output Signals	2 = Hall sensor * 2			
Connector	G = Molex 6P, plug, standard		H = Molex 6P, socket	
Cable Length (mm)	1 = Straight, 200, standard			
Extension Cable Connector	0 = Without 1 = Molex 6 pin (plug) to Molex 8 pin (plug), 180° plug 2 = Molex 6 pin (plug) to Din 6 pin (plug) 3 = Molex 6 pin (plug) to Molex 8 pin (plug), 90° plug, without anti-clip 4 = Molex 6 pin (socket) to Molex 8 pin (plug), 180° plug, standard 5 = Molex 6 pin (socket) to Molex 6 pin (plug), 180° plug, standard			
Extension Cable Length (mm)	0 = Without 1 = Straight, 500	3 = Straight, 1000 4 = Straight, 1500	5 = Straight, 100	

Note

1 The TL is designed especially for push applications, not suitable for pull applications.

TL38SR Ordering Key Appendix

Bottom Plate Type (mm)

1 = M6, 36*36, TiMOTION standard

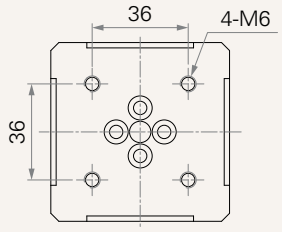

Top Plate Type (mm)

2 = M6, 45*45, TiMOTION standard

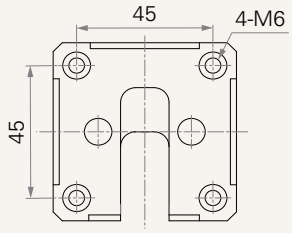

Package

Package of one TL part number

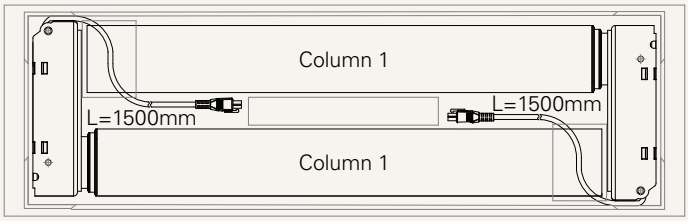

Column: 2pcs TL/box (Same PN& cable length)
Electronic control system: Without
Weight with package: 12KG

Package of two TL part numbers in pairs



Column: 2pcs TL/box (Different PN, cable length, for pair use)
Electronic control system: Without
Weight with package: 12KG

Package of MP part number set-TL in pairs + electronic control system

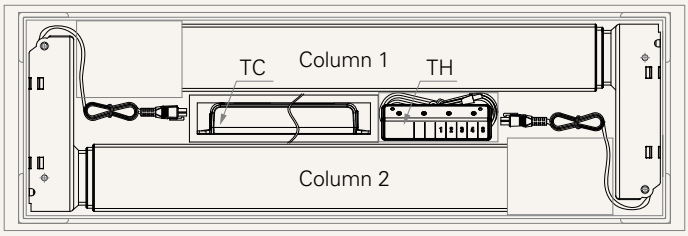

Column: 2pcs TL/box (Different PN, cable length, for pair use)
Electronic control system: TC + TH
Weight with package: 13KG

Terms of Use

The user is responsible for determining the suitability of TiMOTION products for a specific application.
TiMOTION products are subject to change without prior notice.