

TJB3

series



Terms of Use

The user is responsible for determining the suitability of TiMOTION products for a specific application.

Due to continuous development in order to improve our products, TiMOTION products are subject to frequent modifications and changes without prior notice.

TiMOTION reserves the right to discontinue the sale of any products displayed on its website or listed in its catalogue or other written materials drawn up by TiMOTION.

General Features

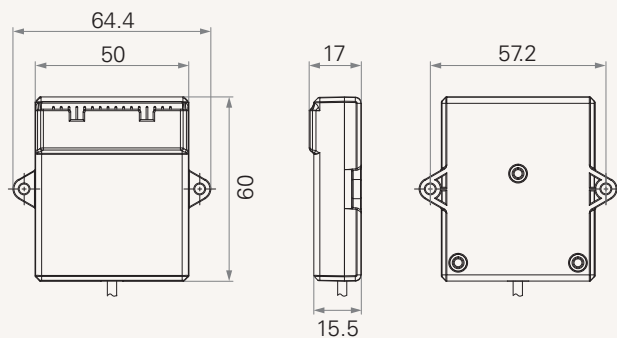
A signal switch box

It can support

max. 2 membrane switches, 25 buttons, and 18 indicator lights

Drawing






Standard Dimension



TJB3 Ordering Key

TJB3

Version: 20130510-C

	Program ID	1 = 91 : TJB3-1XXXX, which means the program ID is 91 2 = 92 : TJB3-2XXXX, which means the program ID is 92 Note 1 : the above numbers (1,2,3) represents the program ID, not the quantity of TJB3 Note 2 : one (1) TJB3 can only have one (1) program ID Note 3 : one (1) control box can only support three (3) sets of TJB3	3 = 93 : TJB3-3XXXX, which means the program ID is 93
	Housing	0 = Without	1 = With
	Plug	1 = DIN 8pin, for TC2/TC3/TC7 2 = RJ 10pin, 90°, for TC1/TC8/TC10 4 = DIN 8pin, 180°, for extension cable	5 = RJ 10pin, 180°, for TC6/TC9/extension cable A = Customized
	Color	1 = Black	2 = Grey (Pantone 428C)
	Cable Length	1 = Straight, 600mm 2 = Straight, 1000mm	3 = Straight, 1500mm 4 = Straight, 2000mm 5 = Straight, 3000mm A = Customized